



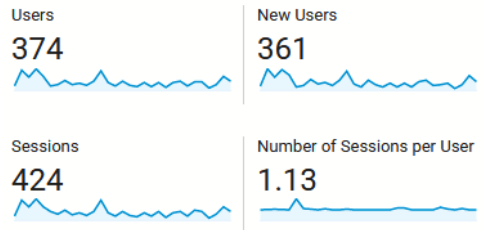
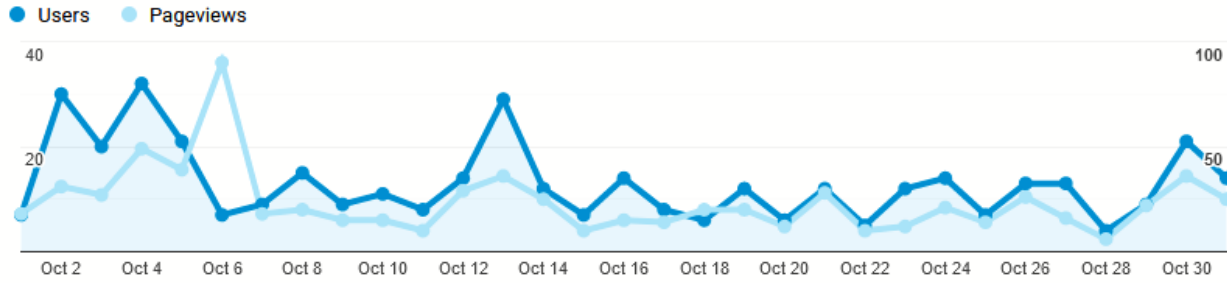
The Falmouth Historical Society

Online Presence

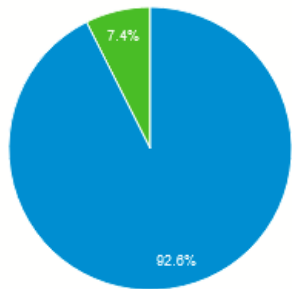
November 17, 2020

Website Activity

October 2020



■ New Visitor ■ Returning Visitor



Device Category ?	Acquisition		
	Users ? ↓	New Users ?	Sessions ?
	374 % of Total: 100.00% (374)	361 % of Total: 100.00% (361)	424 % of Total: 100.00% (424)
1. desktop	304 (81.28%)	291 (80.61%)	350 (82.55%)
2. mobile	62 (16.58%)	62 (17.17%)	65 (15.33%)
3. tablet	8 (2.14%)	8 (2.22%)	9 (2.12%)

Country	Users	% Users
1. United States	305	81.55%
2. France	25	6.68%
3. China	12	3.21%
4. Germany	5	1.34%
5. Ireland	5	1.34%
6. United Kingdom	4	1.07%
7. Ukraine	4	1.07%
8. Pakistan	3	0.80%
9. India	2	0.53%
10. (not set)	2	0.53%

City	Users	% Users
1. (not set)	59	15.69%
2. Chicago	48	12.77%
3. Falmouth	33	8.78%
4. Clifton	16	4.26%
5. Portland	13	3.46%
6. Dallas	11	2.93%
7. Beijing	10	2.66%
8. Irving	10	2.66%
9. Yarmouth	8	2.13%
10. Dublin	5	1.33%

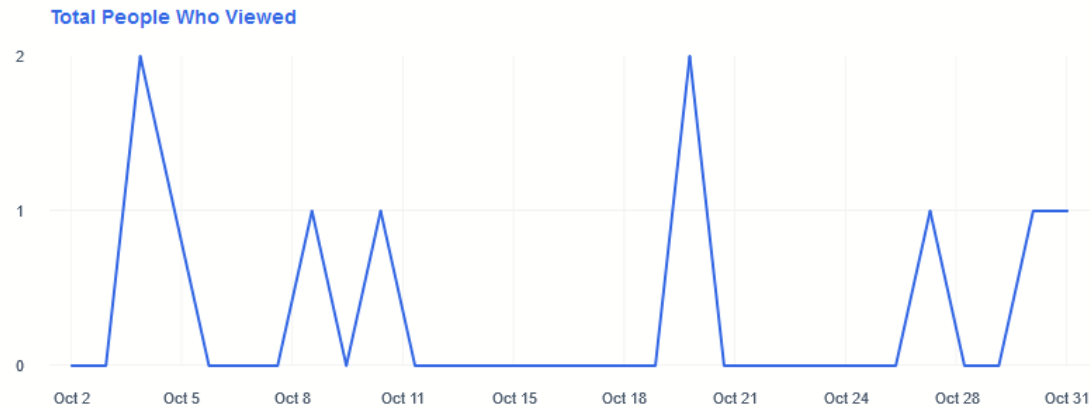
Facebook Activity

October 2020

Total Views By Section i



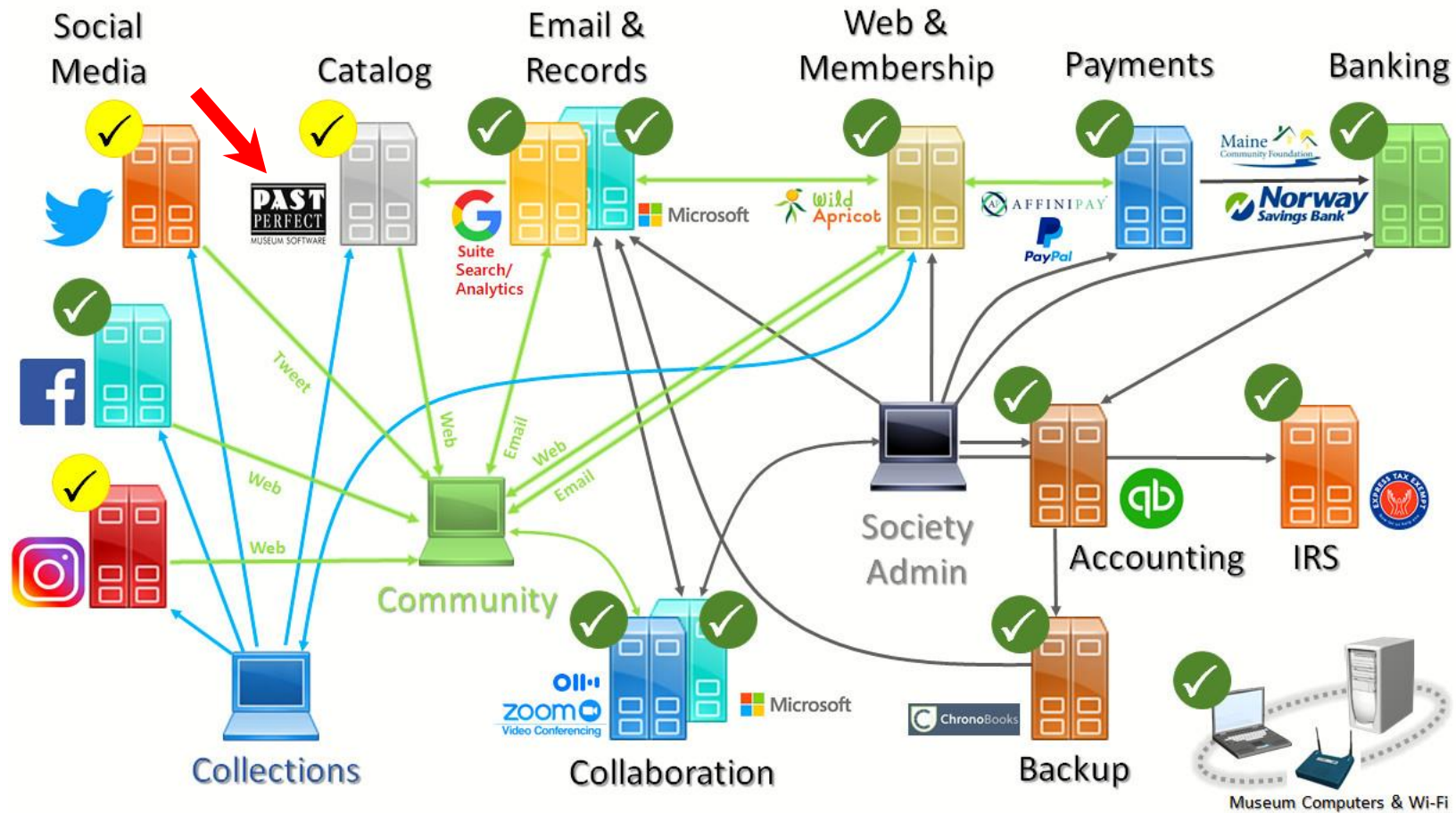
Total People Who Viewed By Section By Age and Gender By Country By City By Device i



*Activity was very light
No posts this year*

System Status

November 2020



Activity

- Digital catalog development underway (PP)