

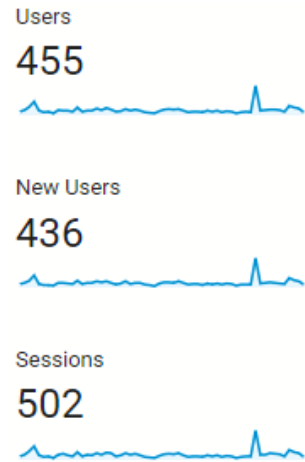
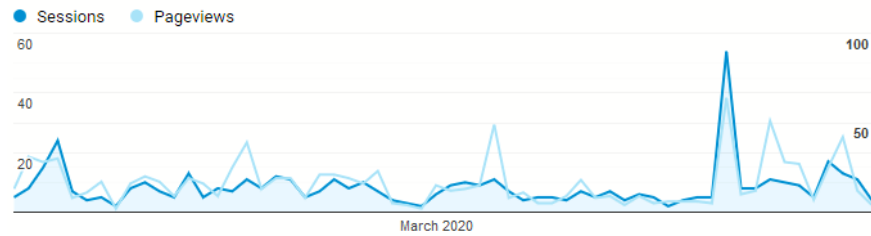
The Falmouth Historical Society

# Online Presence

April 7, 2020

# Website Activity

February-March 2020



Device Category ?	Users ? ↓	New Users ?	Sessions ?
	455 % of Total: 100.00% (455)	436 % of Total: 100.00% (436)	502 % of Total: 100.00% (502)
1. desktop	310 (67.98%)	296 (67.89%)	342 (68.13%)
2. mobile	122 (26.75%)	121 (27.75%)	133 (26.49%)
3. tablet	24 (5.26%)	19 (4.36%)	27 (5.38%)

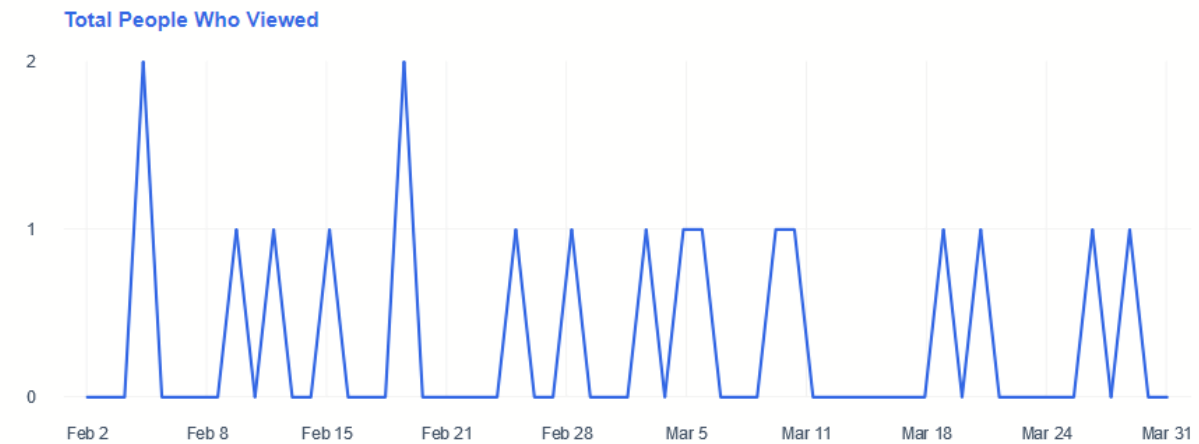
Country	Users
1. 🇺🇸 United States	335
2. 🇫🇷 France	45
3. 🇰🇷 South Korea	25
4. 🇨🇳 China	18
5. (not set)	9
6. 🇨🇦 Canada	6
7. 🇧🇪 Belgium	3
8. 🇹🇷 Turkey	3
9. 🇬🇧 United Kingdom	2
10. 🇯🇵 Japan	2

City	Users
1. (not set)	80
2. Falmouth	63
3. Ashburn	19
4. Chicago	18
5. Portland	17
6. Yarmouth	14
7. Muju-gun	13
8. Boston	9
9. New York	7
10. Brunswick	7

# Facebook Activity

February-March 2020

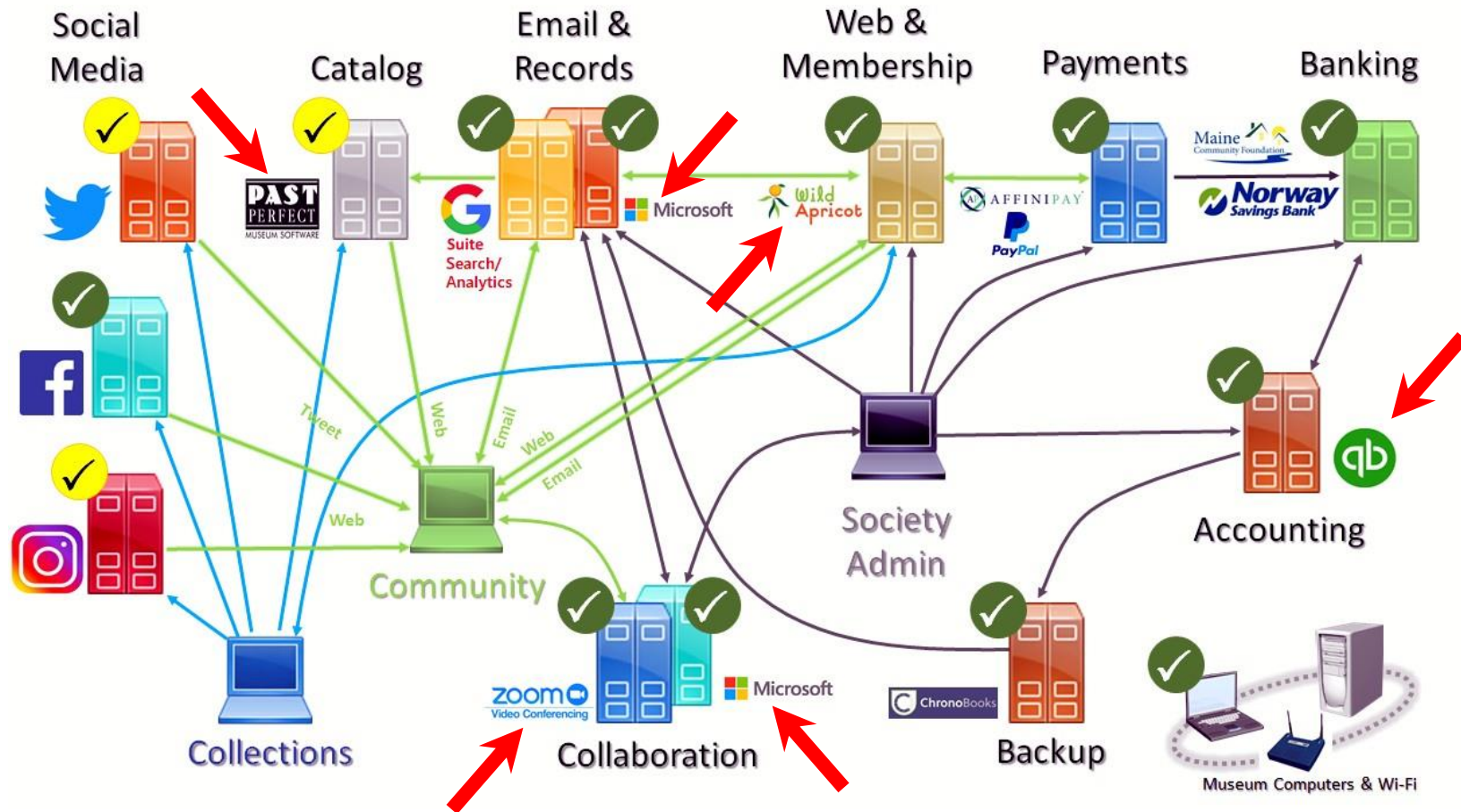
Total Views By Section



*Activity was very light  
No posts this year*

# System Status

April 7, 2020



## Activity

- Digital catalog development underway (PP)
- Transition to QBO Advanced complete\*
- Website improvements underway (WA)
  - Expanding with additional content
- New products
  - Zoom VTC\*
  - Microsoft 365\*

\* Non-profit license