

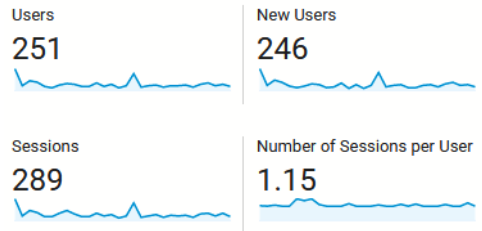
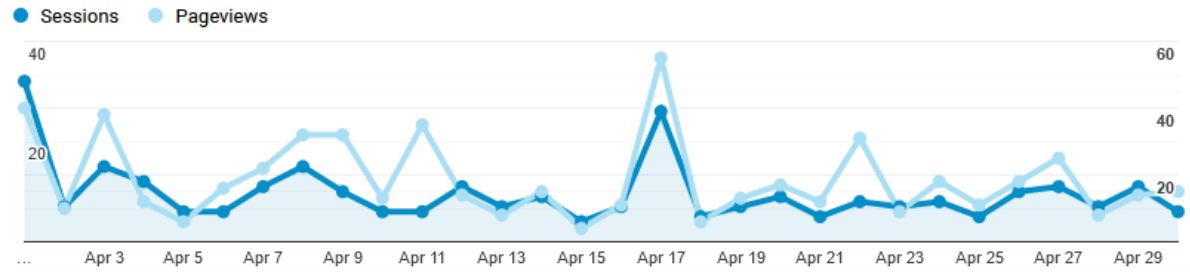
The Falmouth Historical Society

Online Presence

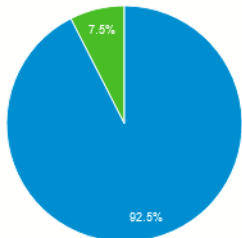
May 5, 2020

Website Activity

April 2020



■ New Visitor ■ Returning Visitor



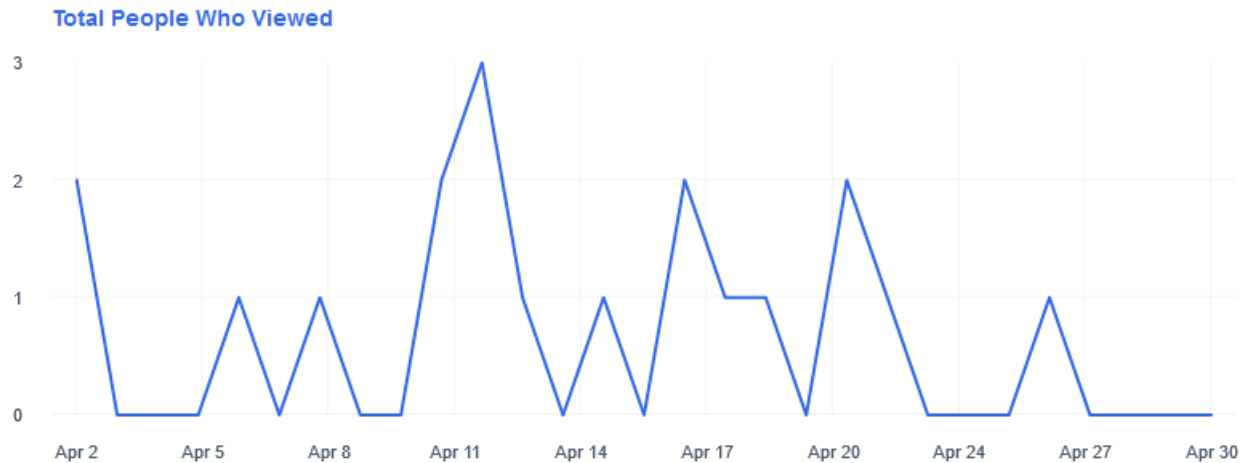
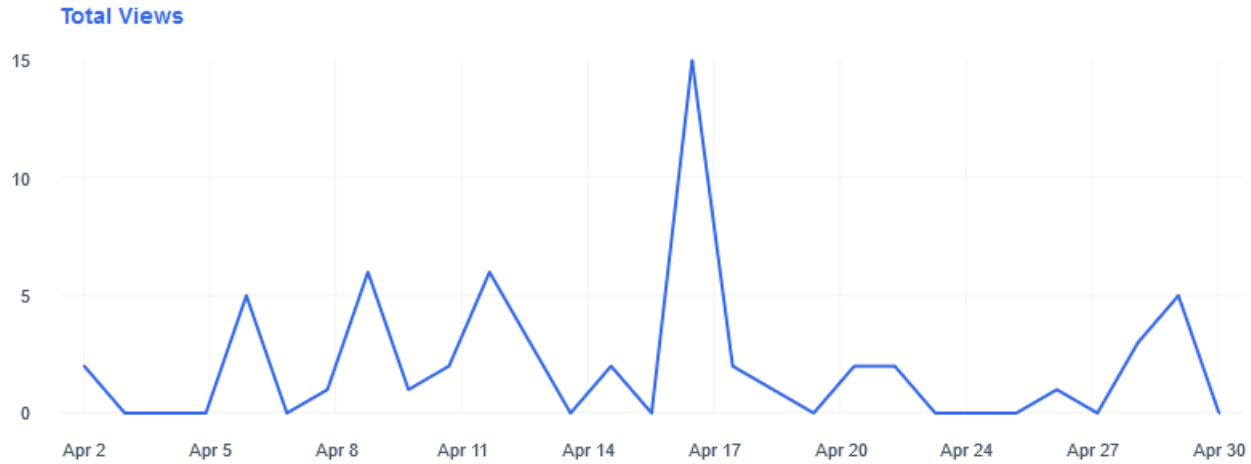
Device Category ?	Acquisition		
	Users ? ↓	New Users ?	Sessions ?
	251 % of Total: 100.00% (251)	246 % of Total: 100.00% (246)	289 % of Total: 100.00% (289)
1. desktop	197 (78.49%)	193 (78.46%)	231 (79.93%)
2. mobile	45 (17.93%)	44 (17.89%)	48 (16.61%)
3. tablet	9 (3.59%)	9 (3.66%)	10 (3.46%)

Country	Users
1. 🇺🇸 United States	184 (73.31%)
2. (not set)	27 (10.76%)
3. 🇰🇷 South Korea	12 (4.78%)
4. 🇫🇷 France	10 (3.98%)
5. 🇹🇷 Turkey	6 (2.39%)
6. 🇨🇳 China	3 (1.20%)
7. 🇺🇦 Ukraine	3 (1.20%)
8. 🇨🇦 Canada	1 (0.40%)
9. 🇬🇧 United Kingdom	1 (0.40%)
10. 🇮🇪 Ireland	1 (0.40%)

City	Users
1. (not set)	56 (22.31%)
2. Falmouth	39 (15.54%)
3. Muju-gun	12 (4.78%)
4. Yarmouth	11 (4.38%)
5. Paris	10 (3.98%)
6. Boston	8 (3.19%)
7. Portland	8 (3.19%)
8. Boardman	5 (1.99%)
9. Scarborough	5 (1.99%)
10. Gray	4 (1.59%)

Facebook Activity

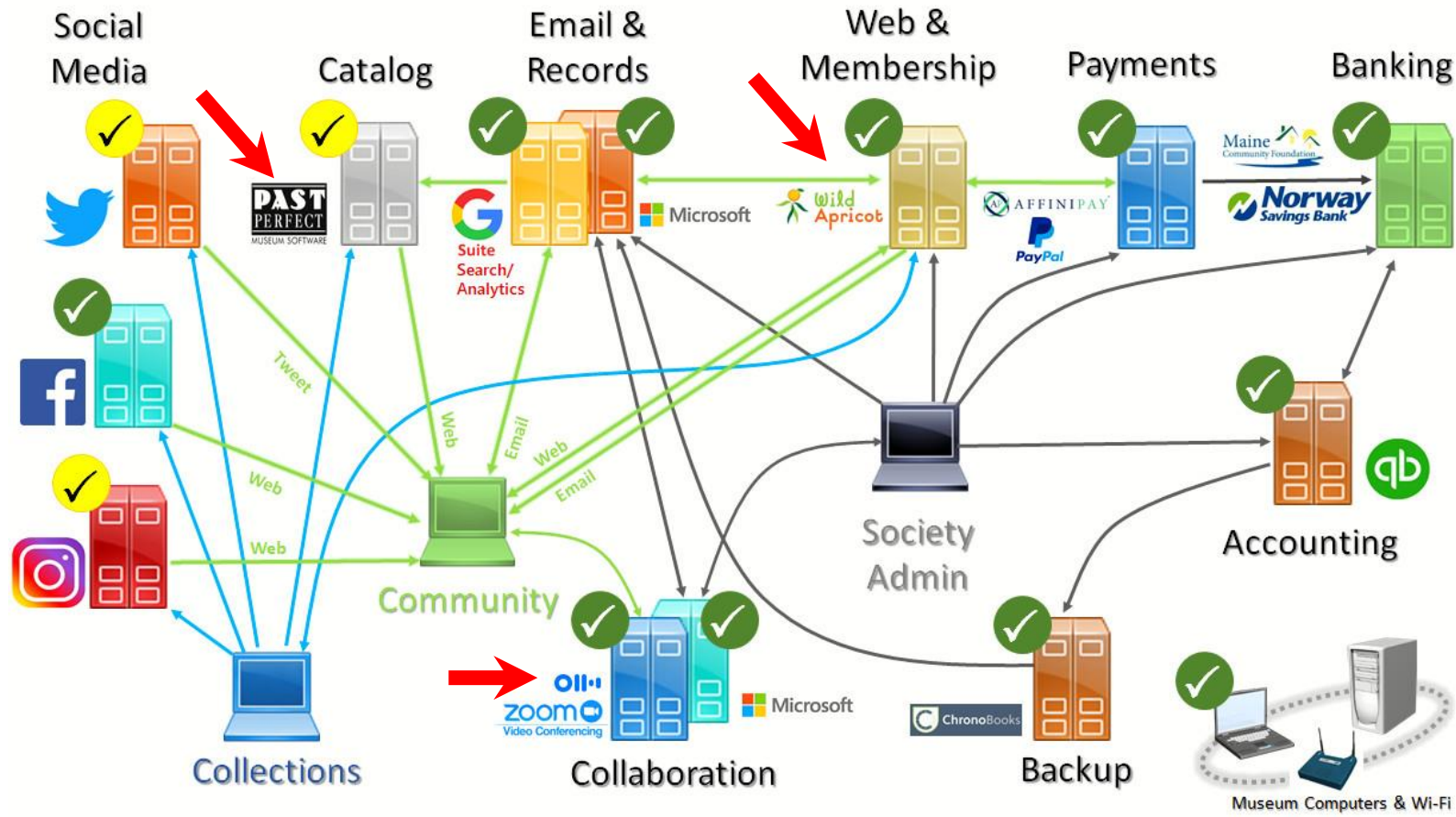
April 2020



*Activity was very light
No posts this year*

System Status

May 5, 2020



Activity

- Digital catalog development underway (PP)
- Website improvements underway (WA)
 - Expanding with additional content
- New products
 - Olli.ai voice transcription