



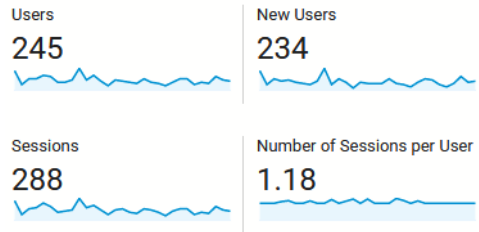
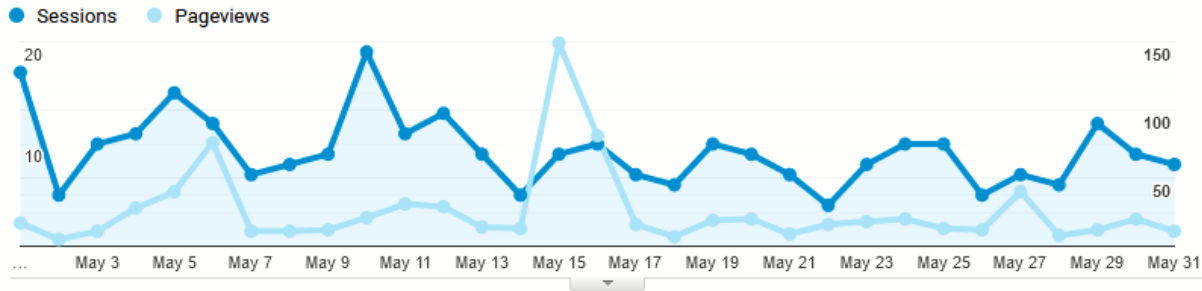
The Falmouth Historical Society

# Online Presence

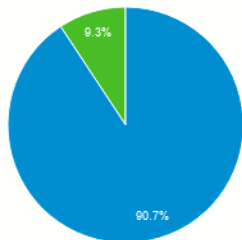
June 2, 2020

# Website Activity

May 2020



■ New Visitor ■ Returning Visitor



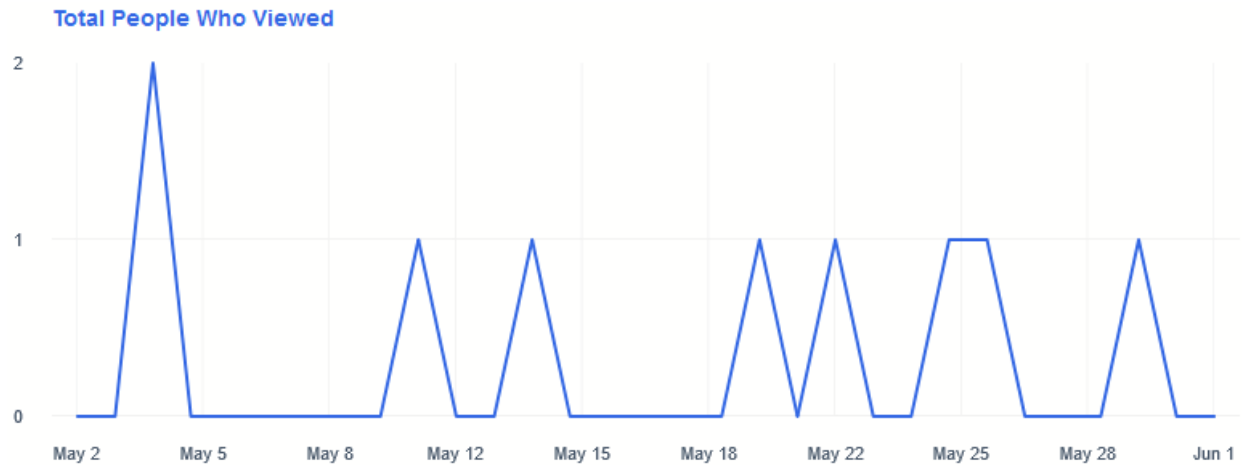
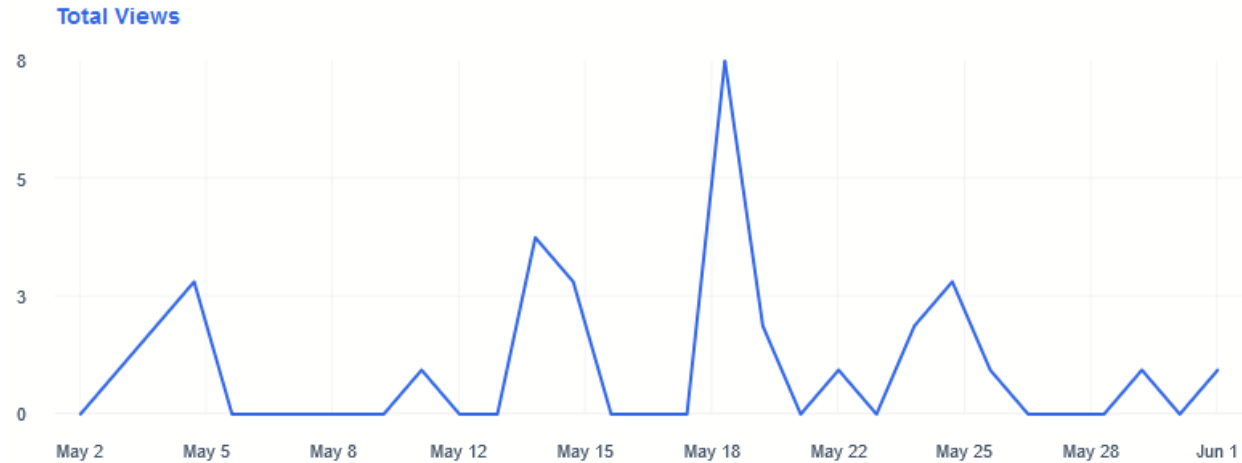
Device Category ?	Acquisition		
	Users ? ↓	New Users ?	Sessions ?
	<b>245</b> % of Total: 100.00% (245)	<b>234</b> % of Total: 100.00% (234)	<b>288</b> % of Total: 100.00% (288)
1. desktop	<b>175</b> (71.43%)	<b>165</b> (70.51%)	<b>209</b> (72.57%)
2. mobile	<b>56</b> (22.86%)	<b>56</b> (23.93%)	<b>60</b> (20.83%)
3. tablet	<b>14</b> (5.71%)	<b>13</b> (5.56%)	<b>19</b> (6.60%)

Country	Users
1.  United States	<b>205</b> (83.67%)
2.  South Korea	<b>12</b> (4.90%)
3.  France	<b>11</b> (4.49%)
4.  China	<b>6</b> (2.45%)
5.  Canada	<b>4</b> (1.63%)
6.  India	<b>2</b> (0.82%)
7.  Ukraine	<b>2</b> (0.82%)
8.  Jamaica	<b>1</b> (0.41%)
9.  Turkey	<b>1</b> (0.41%)
10. (not set)	<b>1</b> (0.41%)

City	Users
1. (not set)	<b>49</b> (20.00%)
2. Falmouth	<b>34</b> (13.88%)
3. Chicago	<b>19</b> (7.76%)
4. Paris	<b>11</b> (4.49%)
5. Boston	<b>8</b> (3.27%)
6. Yarmouth	<b>8</b> (3.27%)
7. Muju-gun	<b>6</b> (2.45%)
8. Boardman	<b>5</b> (2.04%)
9. Windham	<b>4</b> (1.63%)
10. Lake Forest	<b>3</b> (1.22%)

# Facebook Activity

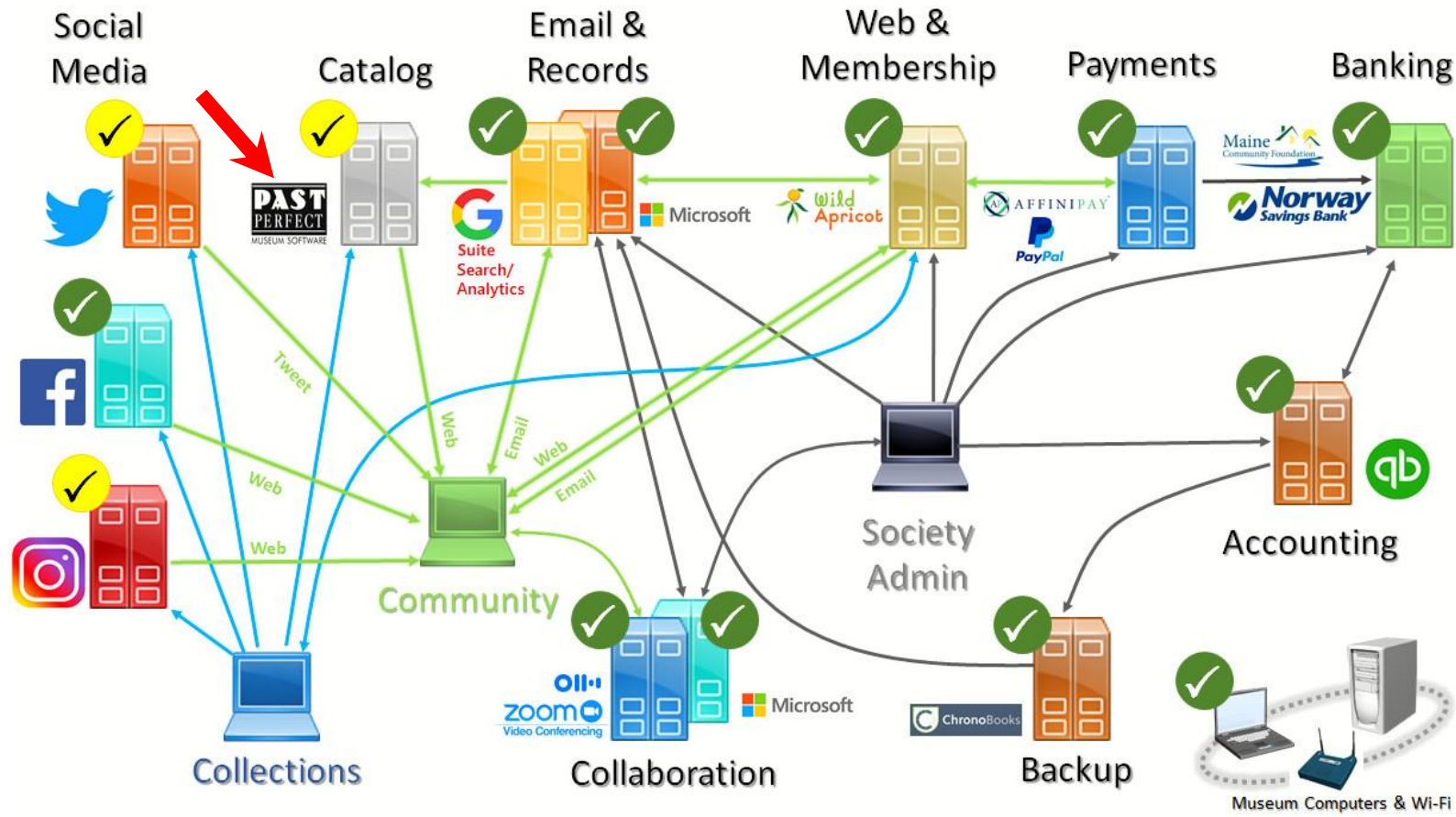
May 2020



*Activity was very light  
No posts this year*

# System Status

May 5, 2020



## Activity

- Digital catalog development underway (PP)