



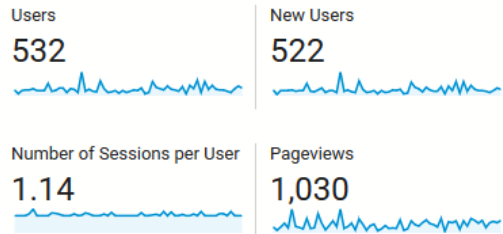
The Falmouth Historical Society

Online Presence

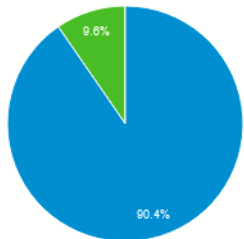
September 8, 2020

Website Activity

July-August 2020



■ New Visitor ■ Returning Visitor



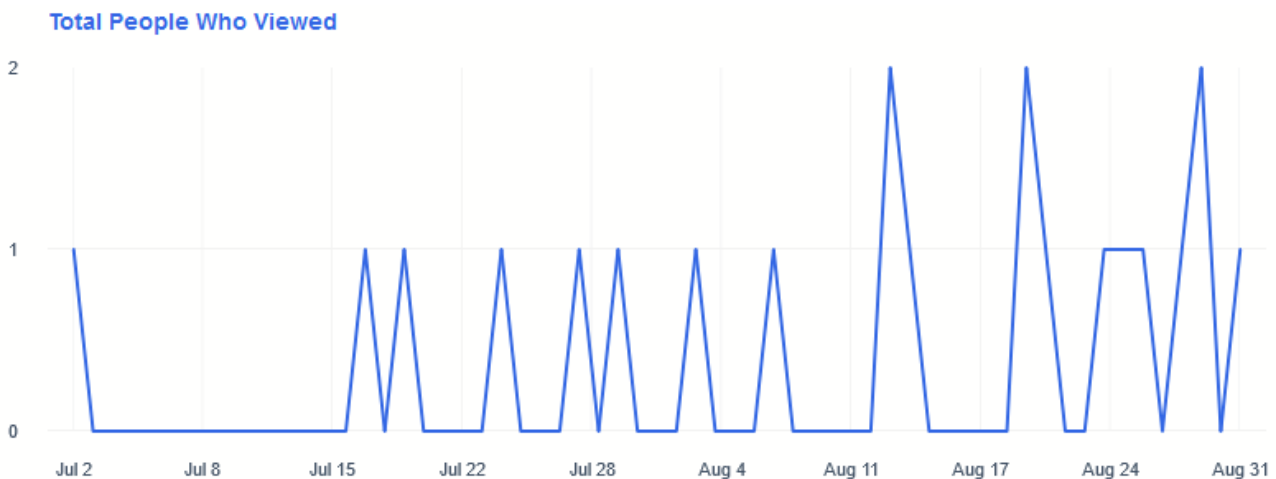
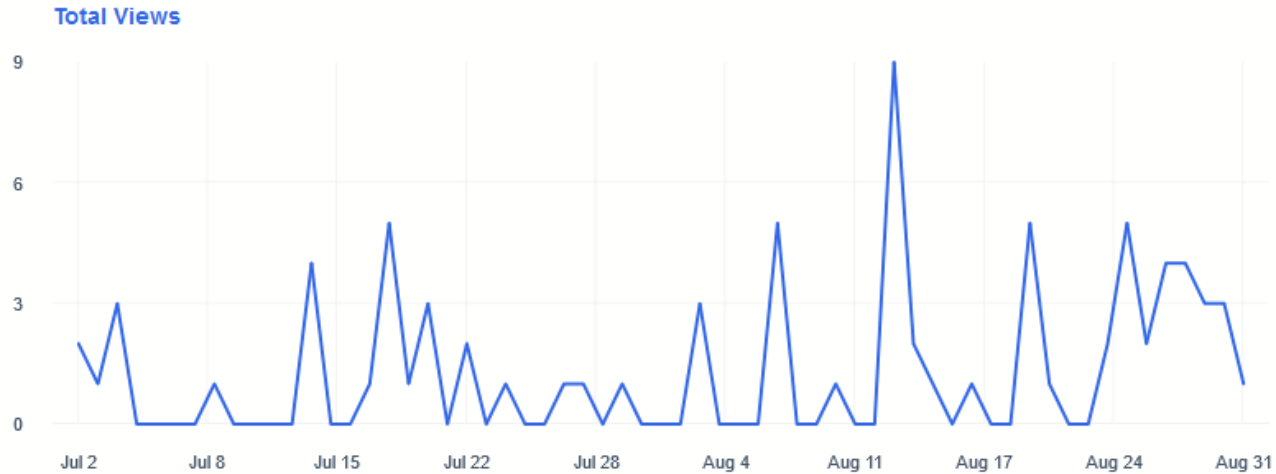
Device Category ?	Acquisition		
	Users ? ↓	New Users ?	Sessions ?
	532 % of Total: 100.00% (532)	522 % of Total: 100.00% (522)	604 % of Total: 100.00% (604)
desktop	367 (68.98%)	357 (68.39%)	428 (70.86%)
mobile	151 (28.38%)	151 (28.93%)	162 (26.82%)
tablet	14 (2.63%)	14 (2.68%)	14 (2.32%)

Country	Users	% Users
1. 🇺🇸 United States	447	84.02%
2. 🇰🇷 South Korea	25	4.70%
3. 🇦🇷 Argentina	24	4.51%
4. 🇨🇳 China	10	1.88%
5. 🇹🇷 Turkey	5	0.94%
6. 🇬🇧 United Kingdom	4	0.75%
7. 🇨🇲 Cameroon	3	0.56%
8. 🇺🇦 Ukraine	3	0.56%
9. (not set)	2	0.38%
10. 🇨🇦 Canada	1	0.19%

City	Users	% Users
1. (not set)	120	22.18%
2. Falmouth	50	9.24%
3. Boston	25	4.62%
4. Concordia	24	4.44%
5. Yarmouth	22	4.07%
6. Portland	17	3.14%
7. Ashburn	14	2.59%
8. New York	13	2.40%
9. Boardman	8	1.48%
10. Freeport	8	1.48%

Facebook Activity

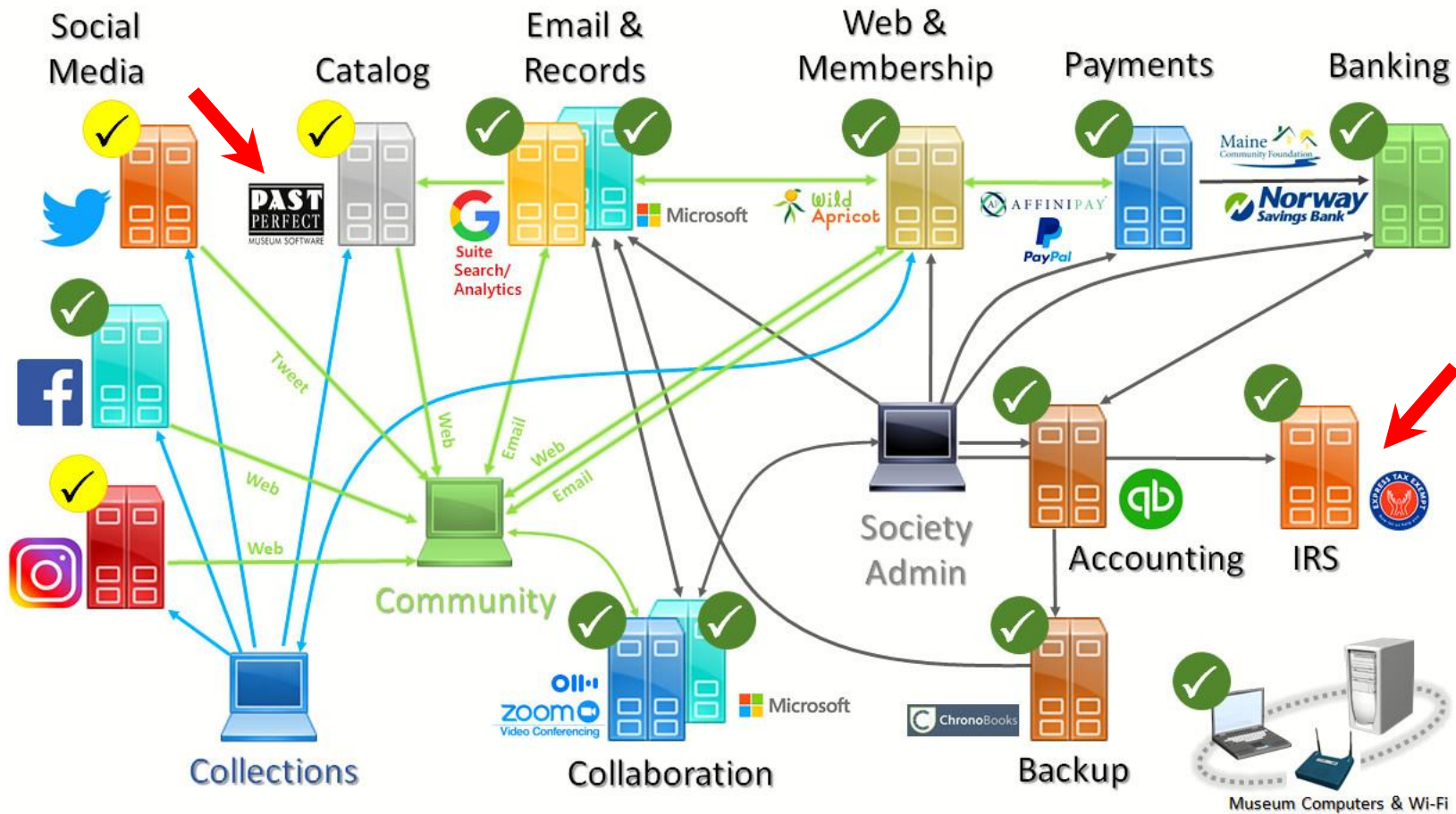
July-August 2020



*Activity was very light
No posts this year*

System Status

September 2020



Activity

- Digital catalog development underway (PP)
- Form 1099-EZ now submitted digitally