

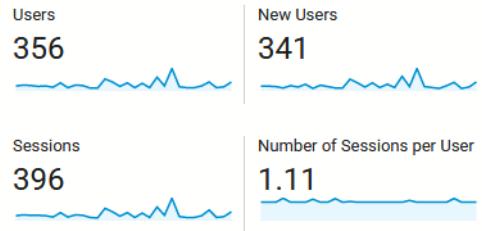
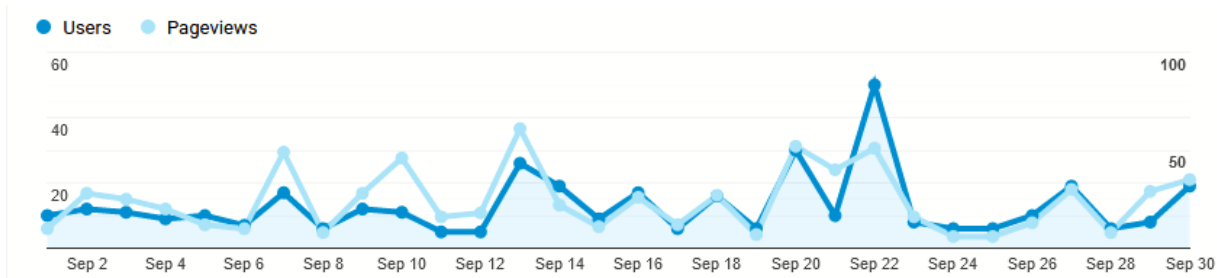
The Falmouth Historical Society

# Online Presence

October 6, 2020

# Website Activity

September 2020



Device Category ?	Acquisition		
	Users ? ↓	New Users ?	Sessions ?
	356 % of Total: 100.00% (356)	341 % of Total: 100.00% (341)	396 % of Total: 100.00% (396)
1. desktop	295 (82.87%)	281 (82.40%)	330 (83.33%)
2. mobile	55 (15.45%)	54 (15.84%)	57 (14.39%)
3. tablet	6 (1.69%)	6 (1.76%)	9 (2.27%)



Country	Users	% Users
1.  United States	268	75.07%
2.  United Arab Emirates	38	10.64%
3.  China	23	6.44%
4. (not set)	6	1.68%
5.  United Kingdom	5	1.40%
6.  Germany	4	1.12%
7.  Ireland	4	1.12%
8.  Japan	2	0.56%
9.  Belgium	1	0.28%
10.  Canada	1	0.28%

City	Users	% Users
1. (not set)	88	24.65%
2. Falmouth	33	9.24%
3. Boardman	30	8.40%
4. Clifton	19	5.32%
5. Beijing	14	3.92%
6. Boston	8	2.24%
7. Portland	7	1.96%
8. Xi'an	6	1.68%
9. Scarborough	6	1.68%
10. New York	5	1.40%

# Facebook Activity

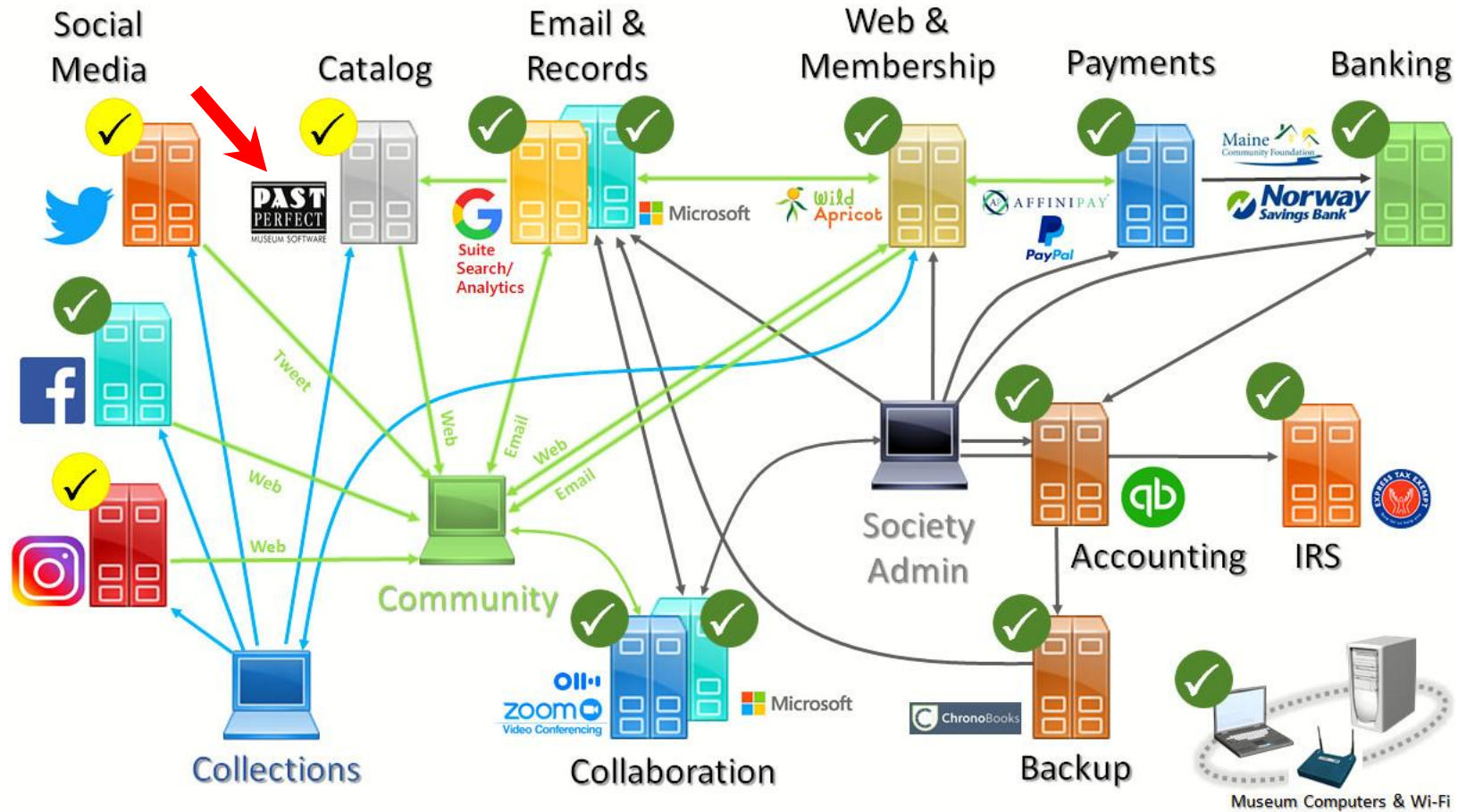
September 2020



*Activity was very light  
No posts this year*

# System Status

October 2020



## Activity

- Digital catalog development underway (PP)